

# Megazyme

[www.megazyme.com](http://www.megazyme.com)

---

## **GLUCOSE OXIDASE/ CATALASE MIXTURE**

FOR THE REMOVAL OF EXCESS  
GLUCOSE IN  
SUCROSE AND FRUCTAN  
DETERMINATIONS

E-GOXCA 03/19



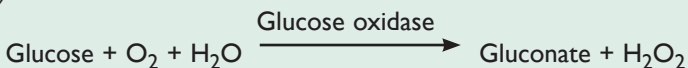
## INTRODUCTION:

This reagent mixture is used to “remove” excess glucose in samples where accurate measurement of low levels of sucrose or fructans is required.

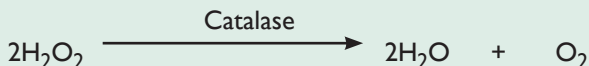
## PRINCIPLE:

The reactions involved are:

(1)



(2)



## REAGENTS SUPPLIED:

- (x 2) Glucose oxidase (12,000 U) plus Catalase (300,000 U).** (Megazyme cat. no. **E-GOXCA**).  
Dissolve the contents of 1 vial in 20 mL of 200 mM Tris. HCl buffer (pH 7.6).  
Divide this solution into 2.0 mL aliquots and store below -10°C.

## REQUIRED REAGENTS (not supplied):


- Tris. HCl buffer (200 mM, pH 7.6)**  
Add 24.2 g of Tris buffer salt (**B-TRIS500**) to 900 mL of distilled water and adjust pH to 7.6 using 1 M hydrochloric acid. Adjust the volume to 1 L.  
Store at 4°C.
- Sodium phosphate buffer (300 mM, pH 7.0) containing 5 mM MgCl<sub>2</sub>·7H<sub>2</sub>O.**  
Add 53.4 g of di-sodium hydrogen phosphate dihydrate (Na<sub>2</sub>HPO<sub>4</sub>·2H<sub>2</sub>O) to 900 mL of distilled water and dissolve by stirring. Add 1.02 g of MgCl<sub>2</sub>·6H<sub>2</sub>O. Adjust the pH to 7.0 with 1 M hydrochloric acid and adjust the volume to 1 L with distilled water.  
Store at 4°C.

## PROCEDURE FOR D-GLUCOSE OXIDATION:

Pipette into a 25 mL volumetric flask	
300 mM phosphate buffer solution	5.0 mL
sample solution (up to approx 0.5% D-glucose)	5.0 mL
enzyme solution	0.2 mL
Incubate the flask at 25-30°C and pass a current of air (O <sub>2</sub> ) through the mixture for 1 h (see Figure 1). While this oxidation could theoretically lead to a decrease in pH, no significant changes are observed in solutions containing glucose at concentrations of up to 5 mg/mL.	

To inactivate the glucose oxidase plus catalase, incubate the volumetric flask in a boiling water bath for 15 min, allow it to cool to room temperature and dilute the contents to the mark with water. Mix and filter, if necessary. Use 0.5 mL of the clear solution for the determination of sucrose. Determine the residual D-glucose in a parallel assay and subtract as usual.

**Figure 1.** Arrangement for the oxidation of glucose by glucose oxidase plus catalase in the presence of a stream of air.





**Bray Business Park, Bray,  
Co. Wicklow,  
A98 YV29,  
IRELAND.**

**Telephone: (353.1) 286 1220  
Facsimile: (353.1) 286 1264  
Internet: [www.megazyme.com](http://www.megazyme.com)  
e-mail: [info@megazyme.com](mailto:info@megazyme.com)**

---

---

**WITHOUT GUARANTEE**

The information contained in this booklet is, to the best of our knowledge, true and accurate, but since the conditions of use are beyond our control, no warranty is given or is implied in respect of any recommendation or suggestions which may be made or that any use will not infringe any patents.