

Megazyme

ASSAY OF
PULLULANASE
using
RED-PULLULAN

SRPUL 01/2002



PRINCIPLE:

The assay procedure is specific for *endo*-acting pullulanase and limit-dextrinase (from grain) activity. On incubation of Red-Pullulan with pullulanase or limit-dextrinase the substrate is depolymerised by an *endo*-mechanism to produce low-molecular weight dyed fragments which remain in solution on addition of ethanol to the reaction mixture. High-molecular weight material is removed by centrifugation, and the colour of the supernatant is measured at 510 nm. Pullulanase in the assay solution is determined by reference to a Standard Curve. Although this substrate can be used to measure limit-dextrinase, we recommend the use of Limit-Dextrizyme tablets which form the basis of an assay with a greater sensitivity.

SUBSTRATE:

The substrate is partially depolymerised pullulan which is dyed with Procion Red MX-5B to an extent of about one dye molecule per 30 sugar residues.

Powdered substrate (0.5 g) is added to 25 ml of 0.5 M potassium chloride and stirred vigorously at room temperature until it completely dissolves.

This substrate is not stable at room temperature for extended periods, and thus should be stored at 4°C between use. For long term storage, it is recommended that the substrate be stored in a well sealed glass bottle and be overlain with a few drops of toluene to prevent microbial infection.

BUFFER:

Sodium acetate (0.2 M, pH 5.0).

ENZYME PREPARATION:

Add powdered enzyme preparation (1.0 g) or liquid enzyme (1.0 ml) to 90 ml of 0.2 M sodium acetate buffer (pH 5.0) in a 100 ml volumetric flask and adjust the volume to 100 ml. Add a magnetic stirrer bar and gently stir the solution/slurry at room temperature over 15 minutes. Filter an aliquot of the solution, if necessary, and dilute further in 0.2M sodium acetate buffer (pH 5.0), as required to obtain the correct range of activity for assay.

ASSAY PROCEDURE:

Pre-equilibrate enzyme solution at 40°C for 5 min.

Add 1.0 ml of pre-equilibrated enzyme solution to 0.5 ml of pre-equilibrated Red Pullulan solution. Stir the mixture and incubate at 40°C for exactly 10 minutes.

Terminate the reaction and precipitate high-molecular weight substrate by the addition of 2.5 ml of ethanol (95% v/v) [or industrial methylated spirits (IMS, 95% v/v)] with vigorous stirring for 10 seconds on a vortex mixer. Allow the reaction tubes to equilibrate at room temperature for 10 minutes. Centrifuge tubes at 3,000 rpm (1,000g) for 10 minutes.

Pour the supernatant solution directly from the centrifuge tube into a spectrophotometer cuvette and measure the absorbance of blank and reaction solutions at 510nm against distilled water. Activity is determined by reference to a Standard Curve.

The blank is prepared by adding ethanol to the Red-Pullulan substrate before addition of the enzyme. Usually, a single blank is required with each set of determinations.

STANDARD CURVE:

Standard curves for pure *Bacillus acidopullulyticus* pullulanase, *Bacillus licheniformis* pullulanase and *Klebsiella planticola* pullulanases on Red Pullulan Lot 81201 are shown in Figures 1-3. Enzyme activity is standardised using borohydride reduced pullulan (1.0 % w/v) as substrate in 100 mM sodium acetate buffer (pH 5.0) at 40°C using the Nelson/Somogyi reducing sugar method.

One Unit of activity is defined as the amount of enzyme required to release one micromole of glucose reducing-sugar equivalents per minute under the defined assay conditions (pH 5.0, 40°C).

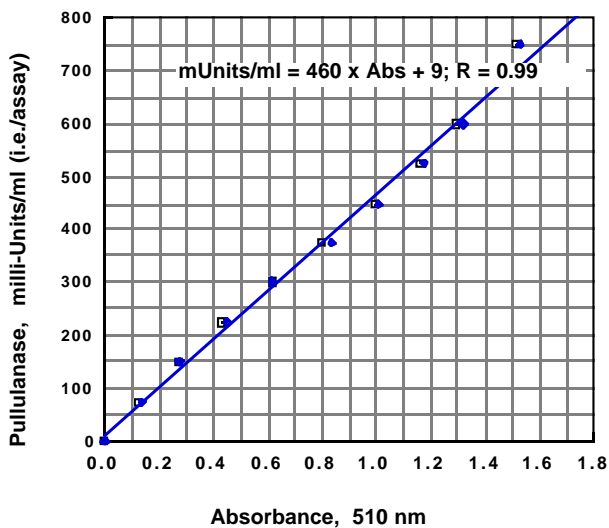


Figure. 1. *Bacillus acidipolyticus* pullulanase on Red-Pullulan (Lot 81201)

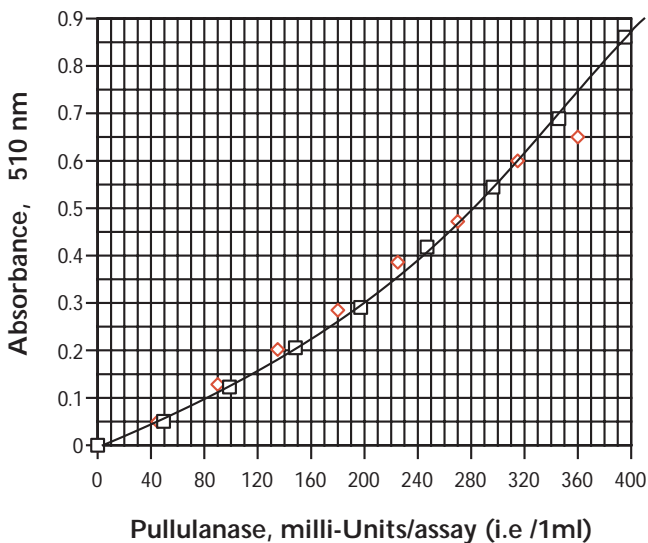


Figure. 2. *Bacillus licheniformis* pullulanase on Red-Pullulan (Lot 81201)

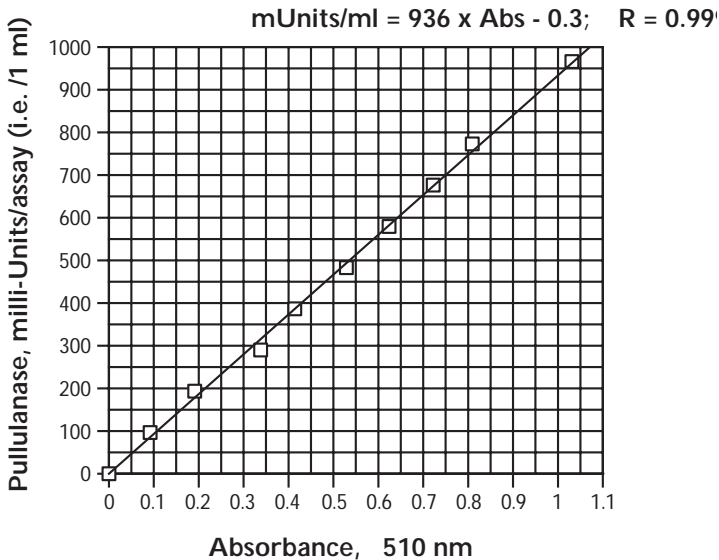


Figure. 3. *Klebsiella planticola* pullanase on Red-Pullulan (Lot 81201)

CALCULATIONS:

Units/ml of original solution

$$= \text{milli-Units per assay (ie. per 1.0 ml)} \times 100 \times \frac{1}{1000} \times \text{Dilution.}$$

where:

milli-Units per assay is determined by reference to the Standard Curve.

100 = Initial extraction or dilution volume (e.g. 1g per 100 ml).

$\frac{1}{1000}$ = conversion from milli-Units to Units

Dilution = further dilution of the original enzyme extract.



**Megazyme International Ireland Ltd.,
Bray Business Park, Bray,
Co. Wicklow,
IRELAND**

Telephone: (353.1) 286 1220

Facsimile: (353.1) 286 1264

Internet: www.megazyme.com

E-Mail: info@megazyme.com

WITHOUT GUARANTEE

The information contained in this booklet is, to the best of our knowledge, true and accurate, but since the conditions of use are beyond our control, no warranty is given or is implied in respect of any recommendation or suggestions which may be made or that any use will not infringe any patents.

